



NOTICE


LIT-996A, REV 3

We make every effort to supply the correct O2 sensor extensions if needed with your new Dynatech exhaust system; however our General Motor contacts have advised us that vehicles of the same year and model may vary in the connector supplied with the vehicle depending on the plant at which it was assembled. This can create problems getting the exact O2 sensor connector to match exactly with your vehicle connector. These sensor connectors vary in color, either gray or black and in shape, either square or trapezoidal. In all cases, as long as the shape is the same, the only difference is the keying tabs inside the connector. In all cases these extra keys may be cut and eliminated because the clip that holds the two connectors together provides the alignment to keep the wires located and aligned correctly. The pictures and diagrams on side two will help illustrate which keys/tabs should be removed if in fact there is a difference between the Dynatech supplied sensor extension connectors and your vehicle connectors.

If you are uncomfortable making these changes or the supplied extensions have the incorrect connector shape, please contact us for the correct extension prior to taking your vehicle out of service.


Dynatech[®]

Competition Exhaust Systems



1


788-73830




2

788-73230

To make the square gray male connector work with the black square female connector cut the web indicated by arrow number 1. To make the square black male connector work with the female square gray connector, cut the two webs located at arrow 2, do not cut the center web.



3



4

788-63531

To make the trapezoidal gray male connector work with the black trapezoidal female connector cut the web indicated by arrow number 3. To make the trapezoidal black male connector work with the female trapezoidal gray connector, cut the two webs located at arrow 4.